
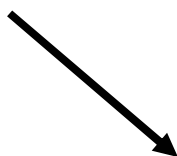
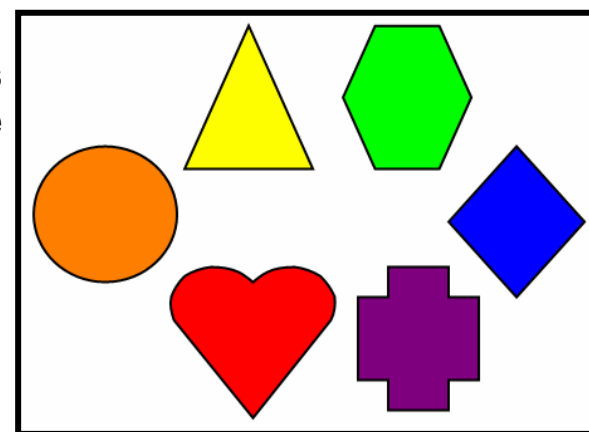


The **author** thinks of the idea for a story and chooses the words to tell the story:

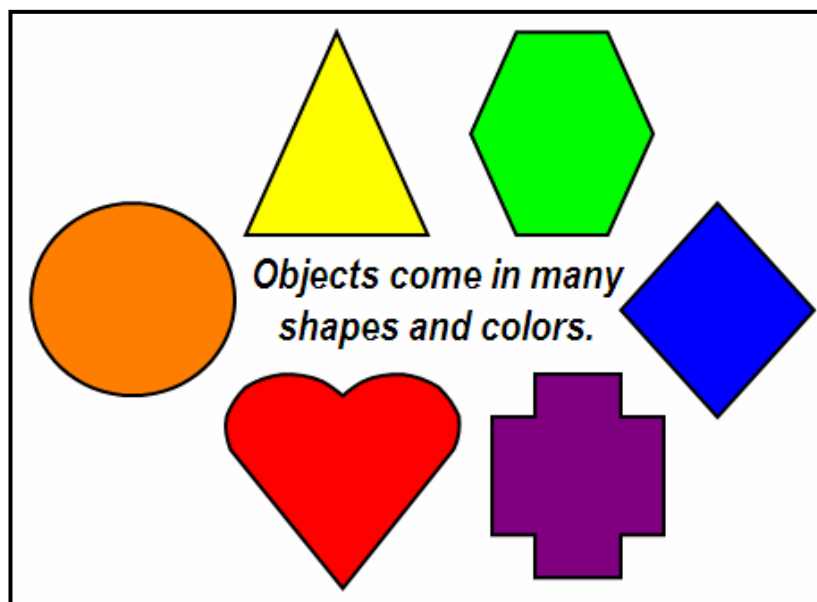
Objects come in many shapes and colors.

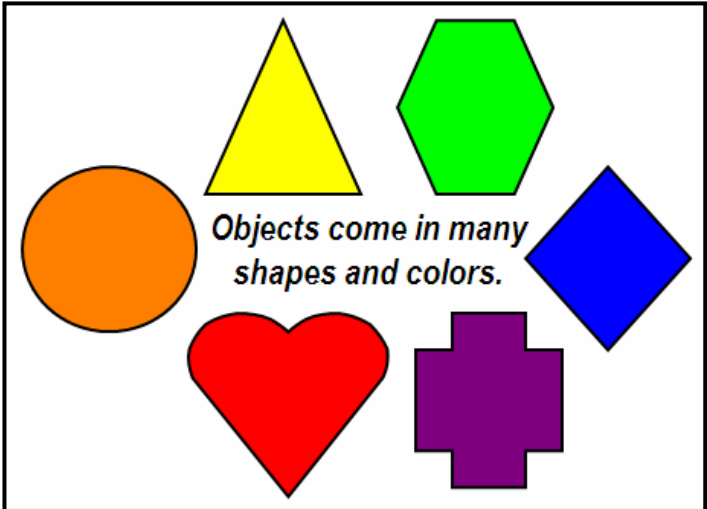


The **illustrator** reads the author's words and uses his or her imagination to make pictures that help tell the story:

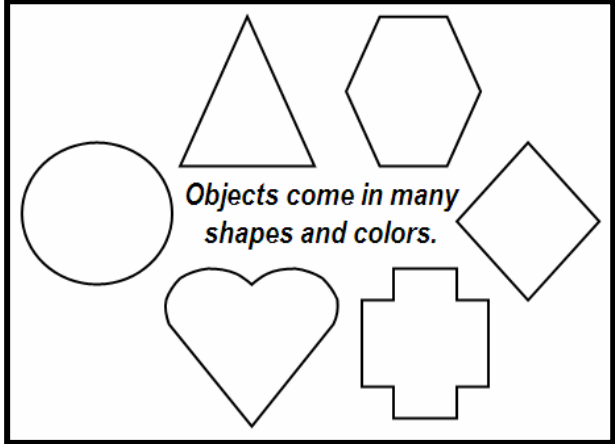





The **publisher** combines the author's words and the illustrator's pictures to make a master copy of each page of the finished book:





To print many copies of the book, the publisher uses a process called color separation. The publisher takes four photographs of each page of the book, each time using a different filter. The first filter allows the camera to see only the color yellow. The second filter sees only red, then blue, then black. This process produces four printing plates, each with only one color.



To print the pages of the book, the printing plates are placed in a machine called a printing press. The green lines below represent the printing press. An actual printing press is shown on the next page. As blank paper passes through the press, first the yellow is printed, then the red, then the blue, then the black. When the paper leaves the press, all of the colors have recombined to give the finished page!

